

MBA for Executives

Yale School of Management



Educating
leaders for
business
and society.

- Twenty-two months to a full Yale MBA degree, while you continue to advance your career
- The same integrated core curriculum, credits, and faculty as the full-time MBA program
- An MBA education with in-depth study in an area of deep Yale expertise: asset management, healthcare, or sustainability
- Hone the leadership skills needed to effectively guide teams and organizations.

About the Program

Leading at the highest levels requires an understanding of the complex business and organizational challenges of an interconnected world—and the ability to seize opportunity wherever it appears.

With a focus on areas at the nexus of business and society—asset management, healthcare, and sustainability—the Yale School of Management's MBA for Executives combines rigorous analytical skills with broad understanding of societal context to prepare you to lead in a world without boundaries.

- Broaden your business perspective through the Global Network for Advanced management including a required week of international study
- Full participation in the intellectual life of Yale University
- Classmates who bring rich and varied professional experience into an intimate classroom setting



Program Schedule

Get a full MBA education in 22 months (July-May) and apply new skills as you learn.

You'll be on the Yale campus for Friday/Saturday sessions on alternate weekends and three in-residence weeks, and will spend one Global Network Week abroad.

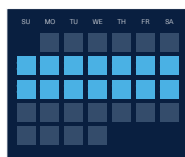
SU	MO	TU	WE	TH	FR	SA
					■	■
					■	■

Alternate Weekends for 22 Months

+



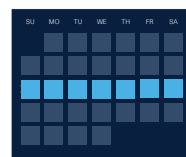
Orientation



2 In-Residence Weeks



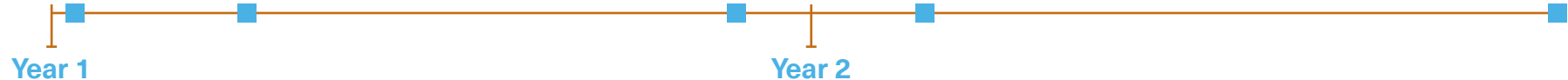
Global Network Week



1 In-Residence Week



Commencement



[Learn more about the EMBA schedule](#) 

Integrated Curriculum

During their first year in the program, students take Yale SOM's integrated MBA core curriculum while participating in colloquia that bring leaders in each focus area to campus. In the second year, students take advanced courses in management and in their respective focus areas.

Year 1	Year 2
Leadership Development Program	
Integrated Core Curriculum	Advanced Management
	Independent Study
	Area of Focus
Colloquium	

Core

Yale's unique integrated core curriculum is organized around stakeholder perspectives rather than narrow functional disciplines. The Yale approach puts an emphasis on viewing questions and problems from many perspectives and taking into account the connections between organizations and the broader society.



Advanced Management Courses

Build on the lessons of the core to develop business skills and competencies needed at a more strategic, higher level of the organization.

Leadership Development Program

Advance your leadership abilities through a structured approach that balances reflection, skills building, experience, and coaching. The highly customized and intensive program lasts throughout your time at the school and integrates with the overall course of study.

[Learn more about the EMBA curriculum](#) 

Areas of Focus

Your chosen area of focus comprises about 25% of your MBA coursework. Through colloquia and classes drawn from deep Yale expertise, develop insight and build relationships with classmates, alumni, and experts in your field.

Asset Management

Learn best practices across the principal asset classes, access cutting-edge Yale research in risk and behavioral finance, and understand the interplay of finance and society as you prepare to lead in asset management.

Curriculum: Advanced courses focus on the principal asset classes—equities, commodities, and alternatives—in the context of portfolio management, while leveraging Yale's expertise in risk, behavioral finance, ethics, and regulation

Healthcare

Gain a disciplined understanding of markets, organizations, and society in the context of the complex healthcare industry. Be inspired to lead change at the forefront of healthcare.

Curriculum: Advanced courses dissect the entire healthcare industry, including policy, finance, regulation, operations, and advanced economics as they relate to healthcare. Additional courses on global health, innovating in healthcare organizations, and nonprofit management provide advanced tools and understanding for healthcare leaders.

Sustainability

Drive transformative innovation and integrate sustainability throughout complex organizations, turning social and environmental challenges into opportunities.

Curriculum: Advanced courses on resource management, energy, communications, regulation, operations, metrics, and marketing through a sustainability lens.

Colloquia

During each in-residence weekend, students participate in discussions with visiting business executives, policymakers, and thought leaders specific to each focus area.

Sample Speakers

Asset Management

Jane Buchan YC '86, CEO, Pacific Alternative Asset Management Company (PAAMCO)

Cliff Asness, Managing & Founding Principal, AQR Capital Management, LLC.

Healthcare

Carolyn Clancy, Deputy Under Secretary for Health for Organizational Excellence, Veterans Health Administration

Michael Apkon '02, President and CEO, The Hospital for Sick Children, Toronto

Sustainability

Craig Cogut, Managing Partner, Pegasus Capital Advisors

Kris Tompkins, former CEO of Patagonia

Yale University



A Tradition of Excellence and Service

Yale SOM's mission of educating leaders for business and society draws on Yale University's centuries-old ethos of service.

The Yale EMBA program draws on faculty from throughout the university, bringing in thought leaders in environmental science, economics, public health, and other fields to help assemble the full picture of leadership challenges. Students undertake an independent study project with a faculty member at the university and also pursue extracurricular endeavors that connect them with peers and professors around campus. During your MBA education and after graduation, you'll benefit from a network that starts with your classmates and extends across the entire university.

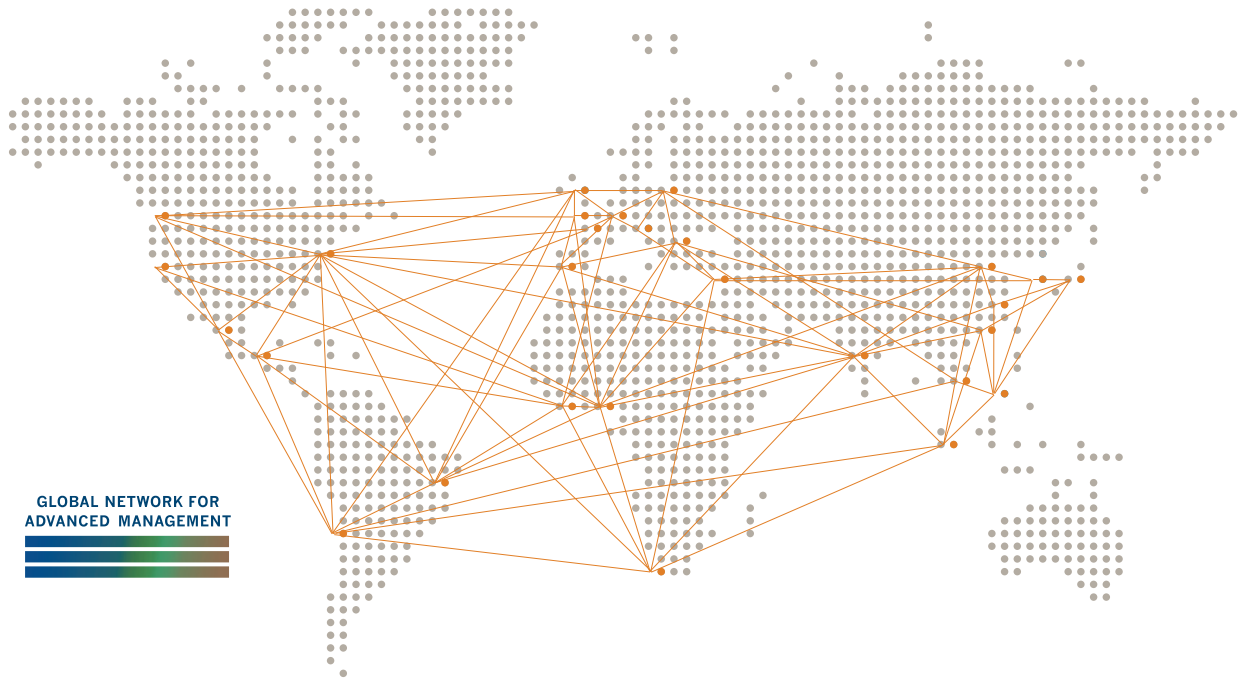
Connections across Yale

EMBA students take advantage of the university's resources in a variety of ways.

- Students participated in a workshop at the Yale Center for Engineering Innovation & Design, a hub for collaborative design and interdisciplinary activity.
- Two students tapped into resources at the Yale Investment Office to start a Brazilian real estate private equity fund that purchases distressed assets for repositioning and development.
- Through the Yale Entrepreneurial Institute, a student teamed up with PhD students from the School of Medicine and School of Engineering to develop a wearable device that improves health outcomes.

Global Reach

Through innovative programmatic initiatives, Yale SOM positions students to develop global skills, mindsets, and connections.



Global Network for Advanced Management

Yale is actively engaged with the Global Network for Advanced Management, which connects 28 top business schools from 25 countries across five continents.

Global Network Weeks

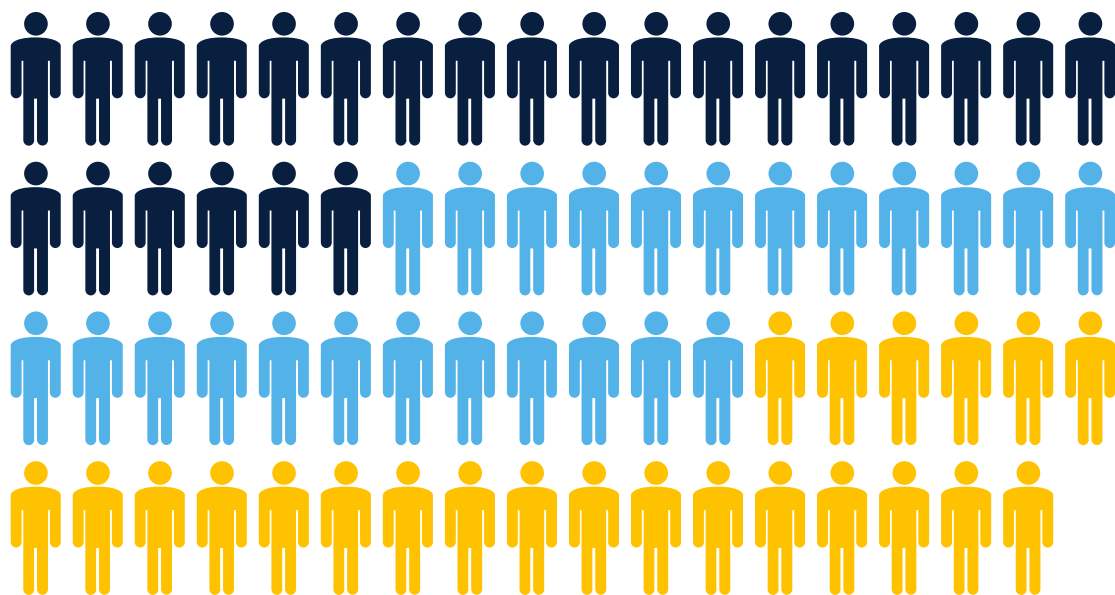
As a required part of the Yale EMBA curriculum, experience an EMBA-specific Global Network Week, choosing among Global Network schools for a week of intensive study and immersion in an alternative business environment.

Global Network Courses

These elective courses are taught virtually, connecting students throughout the network to learn together and work in global teams.

[Learn more about our global reach](#) 

2018 Class Profile



71

STUDENTS

Asset Management
34%



Healthcare
34%



Sustainability
32%



27%

Women

38%

Born abroad

32%

Hold advanced degrees

36

Average age

12

Average years of work experience

Sample Career Profiles

Asset Management

Portfolio Manager, Brown Advisory

Director of Risk and Research,
Pinnacle Asset Management

Executive Director, JP Morgan Chase & Co.

Senior Fund Manager, ICMA-RC

Director of Business Management, Fidelity International

Healthcare

Director of Business Management,
Perkin Elmer

Director, Fitch Ratings

Vice President & Chief of Staff,
Affinity Health Plan

Pediatric Gastroenterologist, Yale School of
Medicine

Mexico Program Officer, Partners in Health

Sustainability

Director of Strategic Planning and Consumer
Insights, Rémy Cointreau

Vice President for Marketing and Communications,
Boston Bruins

General Counsel, Patents and Licensing,
Universal Display Corporation

Relationship Manager, Royal Dutch Shell

Senior Investment Officer,
Doris Duke Foundation

Admissions

Admissions Requirements

Undergraduate degree and a minimum of five years of experience, with demonstrated career progress.

Asset Management focus area

Previous financial industry experience required.

Healthcare focus area

Previous healthcare industry experience required.

Sustainability focus area

Open to all industries.

[Get information about tuition and fees](#) 

Application Deadlines

Round 1

November 1, 2016

Round 2

February 15, 2017

Final Deadline

After Round 2, applications are accepted on a rolling basis until April 25, 2017.

Next Steps

[Attend an event](#)

Connect with the Yale School of Management at an event in your area, online, or on campus.

[Submit a pre-assessment](#)

Get personalized feedback from an EMBA admissions counselor and learn whether the program is right for you.

[Apply Now](#)

